

NOTES:

1. INTERPRET CALLOUTS/SYMBOLS PER ASME Y14.5M-1994
- \*  $\triangle$  PART NUMBER RDT-2P1A6 SUPPLIED AS SHOWN IN FIGURE #1. ADD SUFFIX "R" TO PART NUMBER TO REVERSE NC AND NO OUTPUTS AS SHOWN IN FIGURE #2.
3. REFERENCE RECOMMENDED MOUNTING DETAIL 15-009-01.
4. RF PERFORMANCE CHARACTERISTICS REPRESENT AN INDIVIDUAL RELAY WHEN TESTED USING FLANGE TYPE "SMA" CONNECTOR LAUNCHERS. PERFORMANCE VALUES ARE SUBJECT TO AND MAY DEVIATE BASED ON END USER DISCRETION OF PCB TO RELAY LAUNCH TRANSITION DESIGN.
5. VERIFICATION OF CHARACTERISTICS ARE IN REFERENCE WITH MIL-DTL-3928.
6. THIS RELAY IS RoHS COMPLIANT.

CHARACTERISTICS:

NOMINAL IMPEDANCE (OHM) -----	50			
FREQUENCY RANGE (GHz) -----	DC-1	1-2	2-4	4-6
V.S.W.R. (MAX) -----	1.1:1	1.15:1	1.2:1	1.3:1
INSERTION LOSS (dB MAX) -----	0.10	0.15	0.20	0.30
ISOLATION (dB MIN) -----	80	75	70	65
AVERAGE POWER (WATTS TYP) -----	65	45	35	25
TEMPERATURE RANGE (OPERATING) --	-40°C - +85°C			
TEMPERATURE RANGE (STORAGE) ----	-55°C - +100°C			
OPERATING VOLTAGE (OVER TEMP) --	25 - 32 Vdc			
PICKUP VOLTAGE (MAX @ 25°C) ----	22 Vdc			
DROPOUT VOLTAGE -----	> 2.0 Vdc			
OPERATING CURRENT (mA MAX) -----	56 NOM @ 28 Vdc & 25°C (1.5 WATT NOM)			
SWITCHING TIME (MAX) -----	10 mSEC @ 28 Vdc & 25°C			
SWITCHING ACTION (FAILSAFE)-----	BREAK BEFORE MAKE			
LIFE (MINIMUM)-----	1 * 10 <sup>6</sup> CYCLES			
WEIGHT (OZ) -----	0.4 NOM			

MATERIALS/FINISH:

HOUSING -----	ALUMINUM/NICKEL
INSULATION ----	TEFLON
CONTACTS -----	BERYLLIUM COPPER/GOLD
PIN OUTS -----	BRASS/GOLD

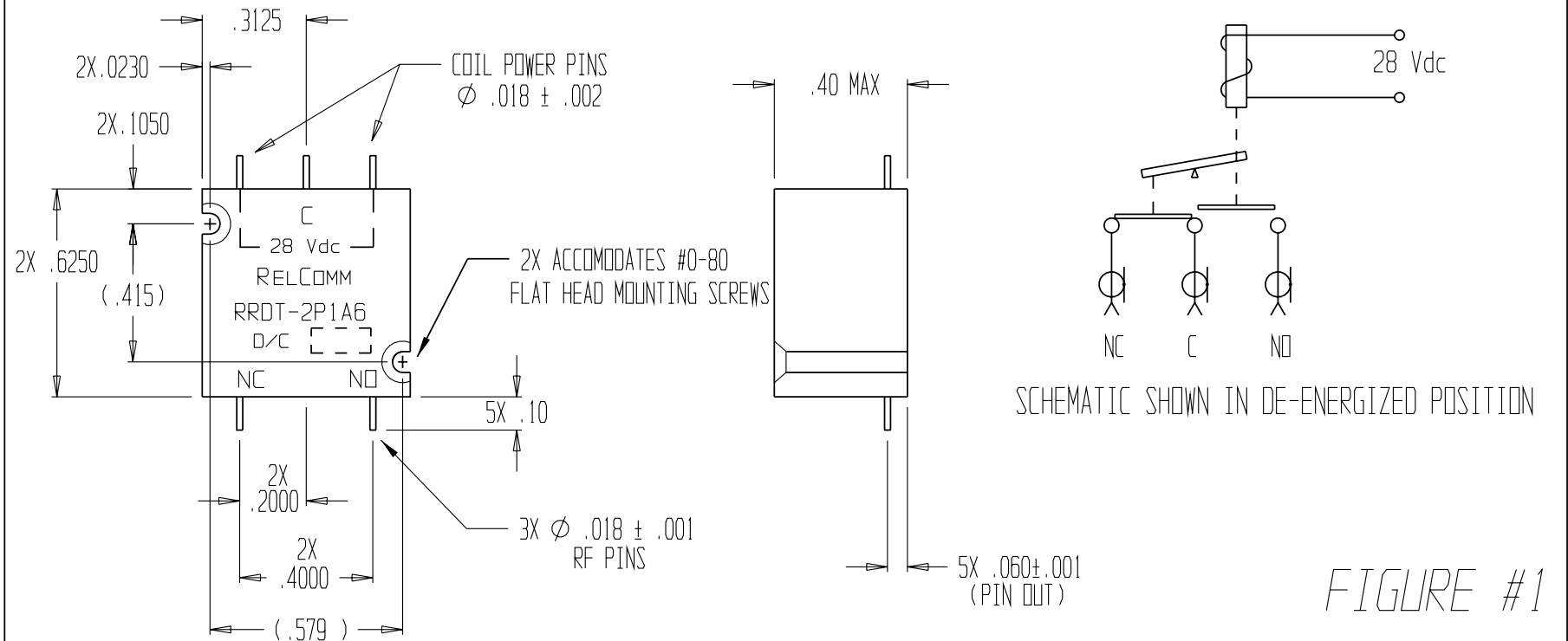
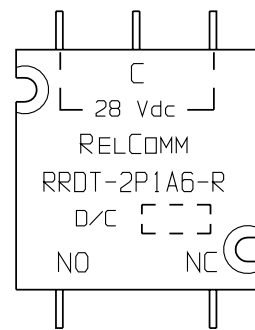


FIGURE #1



$\triangle$  ALL DIMENSIONS AND SPECIFICATIONS ARE OTHERWISE SAME AS FIGURE #1

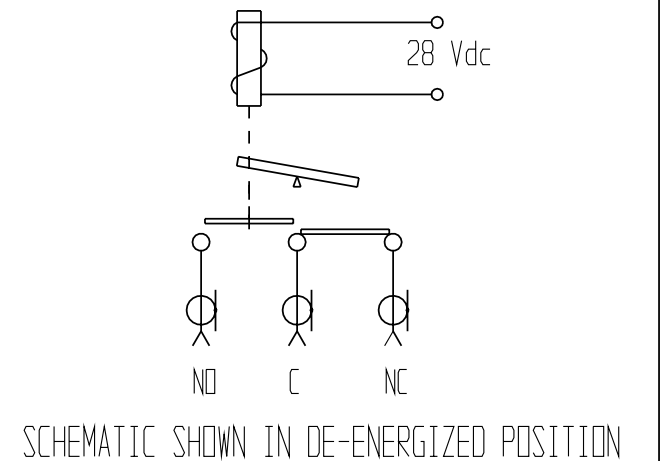


FIGURE #2

				UNLESS OTHERWISE SPECIFIED: DIMENSIONS ARE IN INCHES AND INCLUDE PLATING. TOLERANCES .XX ± .02 FRACTIONS ± .XXX ± .010 SURFACE QUALITY .XXXX ± .0050 63/ MAX	DR B. JONES 02/22/11 CK M. MAGDA ENG B. JONES MFG QA		RELCOMM TECHNOLOGIES, INC. 610 BEAM STREET SALISBURY, MARYLAND 21801		
				THIRD ANGLE PROJECTION 	THIS DRAWING AND SPECIFICATIONS ARE THE PROPERTY OF RELCOMM TECHNOLOGIES AND SHALL NOT BE REPRODUCED OR COPIED OR USED IN WHOLE OR IN PART AS THE BASIS FOR THE MANUFACTURE OR SALE OF ITEM(S) WITHOUT WRITTEN PERMISSION.		TITLE COAXIAL 1P2T RELAY "FAILSAFE"	SIZE B	DWG NO. RRDT-2P1A6-*
REV	ECN NO.	DATE	APPROVAL				SCALE 2:1	DO NOT SCALE DWG	SHEET 1 OF 1