

High Pass Filter

7-17GHz

- Flat Frequency Response
- Low Insertion Loss
- SMA Female Connectors



RF Parameters

	Min	Typ.	Max	Unit
Frequency Range	7		17	GHz
Insertion Loss		0.8	1.0	dB
Pass Band Ripple		0.6	0.8	dB
VSWR		1.4	1.6	:1
Rejection @DC-5.95GHz	50	60		dB
Average Power Rating			15	W
Peak Power Rating			100	W
Connectors	SMA Female			
Impedance		50		Ohms

Environmental

Operating Temperature	-55°C to +85°C
Storage Temperature	-55°C to +125°C
Humidity	100% RH at 35°C, 95% RH at 40°C
Altitude	30,000 Feet Max

Note 1: The specification provided is at nominal bias voltage and at 25°C unless otherwise specified.

Note 2: The specification is subject to regular reviews and will be updated from time to time as part of our continuing product development and improved spec accuracy.

Note 3: Operation beyond the quoted limits stated above may cause instantaneous and permanent damage.

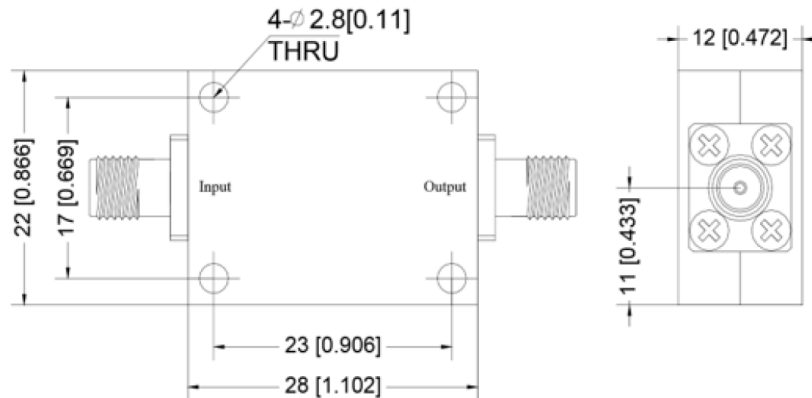


Outline Drawing:

All dimensions are in mm [inches]

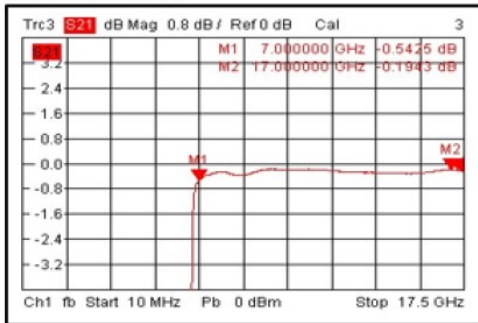
Outline Tolerances ± 0.5 [0.02]

Mounting Holes Tolerances ± 0.2 [0.008]

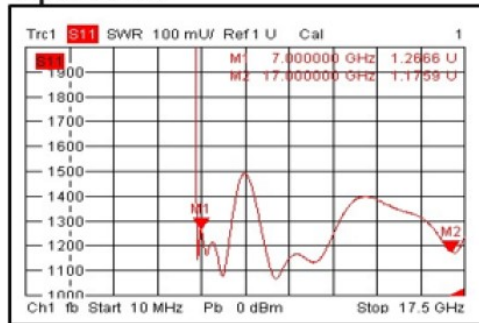


S-Parameters in Graphs

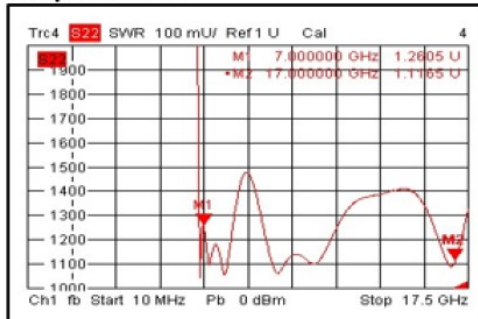
Insertion Loss



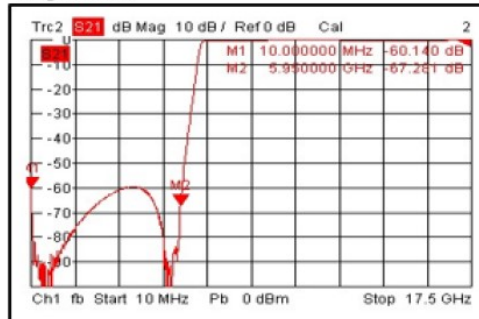
Input VSWR



Output VSWR



Rejection



Note 1: The specification provided is at nominal bias voltage and at 25°C unless otherwise specified.

Note 2: The specification is subject to regular reviews and will be updated from time to time as part of our continuing product development and improved spec accuracy.

Note 3: Operation beyond the quoted limits stated above may cause instantaneous and permanent damage.

