


Low Noise Amplifier

6-18GHz

- Radar Systems
- Communication Systems
- Receiver Systems




RF Parameters				
	Min	Typ	Max	Unit
Frequency Range	6		18	GHz
Gain	45	50	60	dB
Gain Flatness		±2.5		dB
Gain Variation Over Temperature (-45C~+85C)		±1.0		dB
Input VSWR		1.8	2.5	:1
Output VSWR		1.6	2.0	:1
Output 1 dB Compression Point (P1dB)	12	14		dBm
Saturated Output Power (P _{sat})		17		dBm
Noise Figure		1.5	2.0	dB
Output Third Order Intercept OIP3		20		dBm
Supply Current (V _{cc} =+15V)		165	250	mA
Isolation S12		-50		dB
Impedance		50		Ohms
Input Connector	2.92mm Female			
Output Connector	2.92mm Female			

Note 1: The specification provided is at nominal bias voltage and at 25°C unless otherwise specified

Note 2: The specification is subject to regular reviews and will be updated from time to time as part of our continuing product development and improved spec accuracy.

Note 3: Operation beyond the quoted limits stated above may cause instantaneous and permanent damage.



Absolute Maximum Ratings	
Operating Voltage	+15.5V
RF Input Power	-30dBm

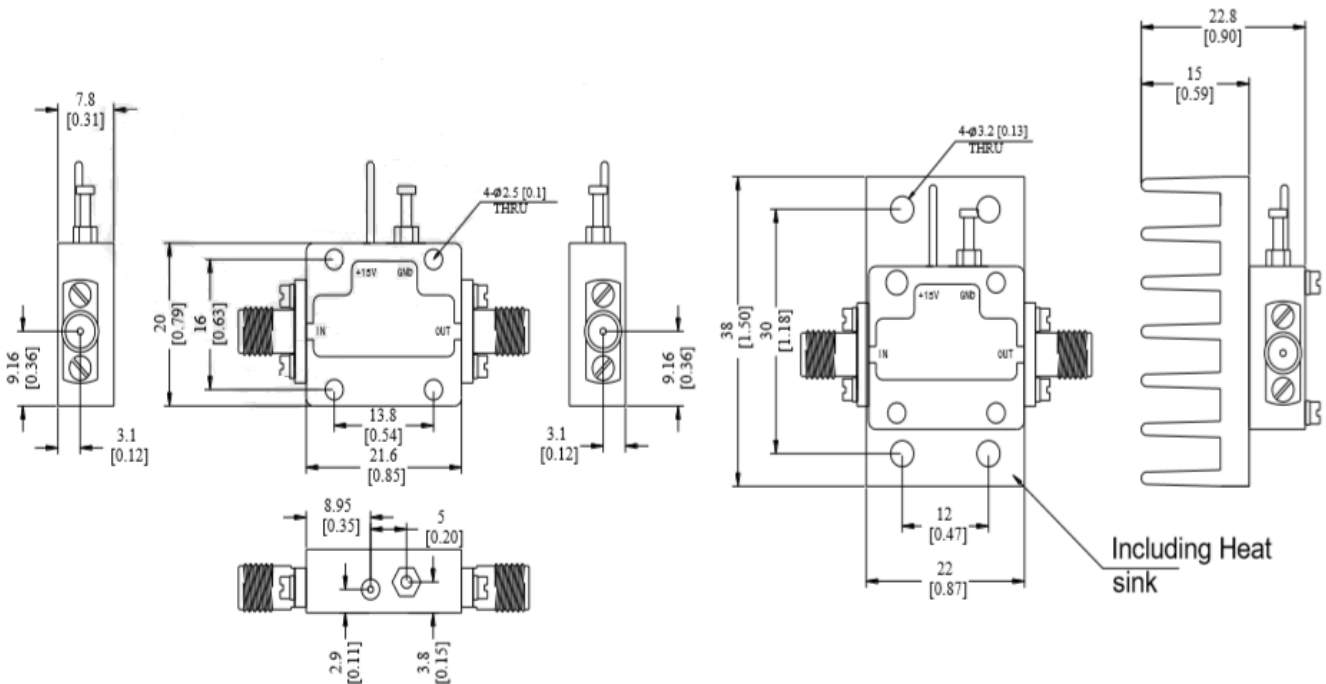
Biasing Up Procedure	
Step 1	Connect Ground Pin
Step 2	Connect input and output
Step 3	Connect +15V biasing

Power Off Procedure	
Step 1	Turn off +15V biasing
Step 2	Remove RF connection
Step 3	Remove Ground

Environmental	
Operating Temperature	-40°C to +85°C
Storage Temperature	-50°C to +105°C
Altitude	30,000 ft. max
Vibration	25g rms (15 degree 2KHz) endurance, 1 hour per axis
Humidity	100% RH at 35°C, 95% RH at 40°C max.
Shock	20g for 11msc half sine wave, 3 axis both directions

Physical Specifications	
Material	Aluminium
Weight	29g
Finish	Gold Plated
Package Sealing	Epoxy Sealed

All Dimensions in mm (inches)
Heat Sink required during operation (Sold Separately)



Note 1: The specification provided is at nominal bias voltage and at 25°C unless otherwise specified

Note 2: The specification is subject to regular reviews and will be updated from time to time as part of our continuing product development and improved spec accuracy.

Note 3: Operation beyond the quoted limits stated above may cause instantaneous and permanent damage.

